

COMSUPPLY

GLAZING



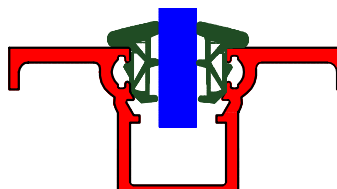
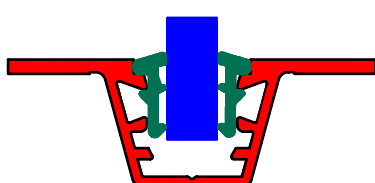
Product Catalogue

JANUARY 2014

| | |
|--------------------------------|-------|
| Glazing Wedges Information | 1 |
| (AS) Glazing Details | 2-3 |
| (DAR) Glazing Details | 4-5 |
| (VAN) Glazing Details | 6-7 |
| (CAP) Glazing Details | 8-9 |
| Signature Glazing Details | 10 |
| Glazing Wedges | 11-12 |
| Captive Co-Extrusions | 13 |
| Captive Wedges | 14 |
| Partition Wedges | 15 |
| Setting Blocks | 16 |
| General Glazing Wedges | 17 |
| Commercial Patio Door Channels | 18 |
| Awning Window Channels | 19 |
| Conversion Channels | 20 |
| Awning / Mullion Seals | 21 |
| Door Stops | 22 |
| Showerscreen & Wardrobe | 23 |
| Bostik & Sika Sealants | 24-25 |
| Schlegel | 26-28 |
| Raven Seals | 29 |

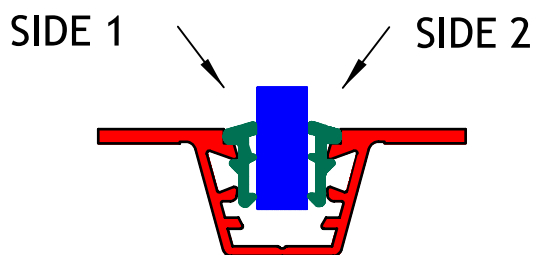
GLAZING WEDGES

- COMPOUND** Comsupply glazing wedges are supplied in PVC (Polyvinyl Chloride) - **Virgin Material**.
A number of wedges are also available in Santoprene®, however, these are subject to individual enquiry.
'Hang-Ons' are available in either PVC, Santoprene or Co-Extrusion ie: Santoprene/Polypropylene base.
- HARDNESS** Most wedges are supplied in - shore a hardness (ATSM D 2240) 57
However, this may vary due to size and the complexity of the shape.
- WEDGE SHAPE** PVC wedges must be specific to pocket design and glass thickness, definately no 'draw downs', ie: multiple wedge sizes from a single die.
Do not use 'green' material, a minimum standing time of 5 days from manufacture is highly recommended.
- EDGE COVER** For wedges to be totally effective, edge cover and clearances must be in accordance with AS 1288-2006 Table 8.1.
Two of the most common pocket shapes are shown:



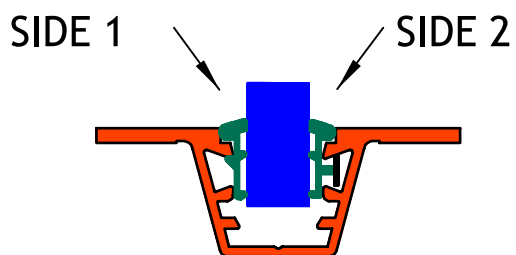
- COLOUR** For external application - use **black** only, this will ensure long term stability and performance. Colours such as white/grey etc, should be restricted to internal applications only.
- LENGTH** Flexible PVC wedges should be cut 'over length' (up to 5%) for the horizontals - particularly the head and incorporate the 'looping' method when applying the wedge.
Do NOT stretch.
- SETTING BLOCKS** The use of the correct size and length formula is paramount to successful wedge glazing. Quite simply - if the glass drops, the wedges will fall out.

Glazing Wedges both Sides



| SIDE 1 | GLASS THICKNESS | SIDE 2 |
|--------|-----------------|--------|
| P40 | 5MM | P55 |
| P40 | 6MM | P40 |
| P88 | 8MM | P88 |
| P41 | 10MM | P41 |

Co-extrusions on one side

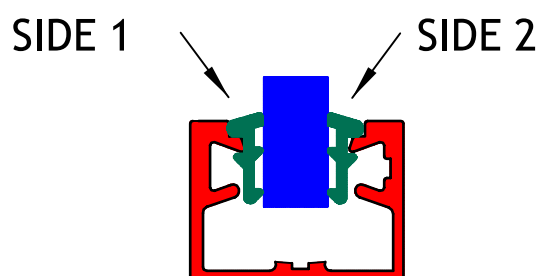


| SIDE 1 | GLASS THICKNESS | SIDE 2 |
|--------|-----------------|--------|
| P55 | 5MM | SC43 |
| P40 | 6MM | SC43 |
| P41 | 8MM | SC43 |
| P40 | 8MM | SC42 |
| P41 | 10MM | SC42 |

GLAZING

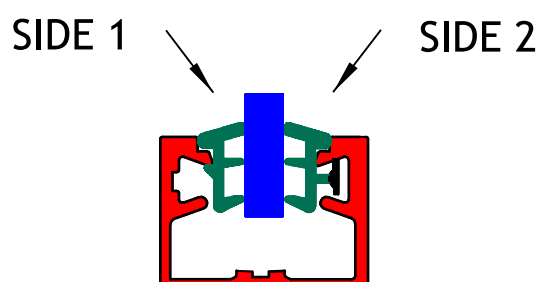
(AS) POCKET (Front Glaze)

Glazing Wedges both Sides



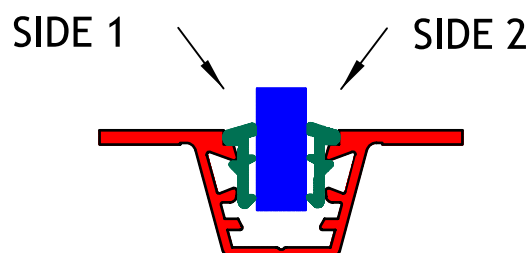
| SIDE 1 | GLASS THICKNESS | SIDE 2 |
|--------|-----------------|--------|
| P55 | 6MM | P55 |
| P40 | 8MM | P40 |
| P88 | 10MM | P88 |
| P41 | 12MM | P41 |

Co-extrusions on one side



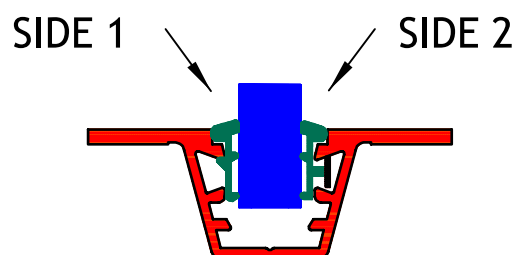
| SIDE 1 | GLASS THICKNESS | SIDE 2 |
|--------|-----------------|--------|
| P55 | 6MM | SC53 |
| P88 | 8MM | SC53 |
| P88 | 10MM | SC52 |

Glazing Wedges both Sides



| SIDE 1 | GLASS THICKNESS | SIDE 2 |
|--------|-----------------|--------|
| P40 | 5MM | P55 |
| P40 | 6MM | P40 |
| P88 | 8MM | P88 |
| P41 | 10MM | P41 |

Co-extrusions on one side

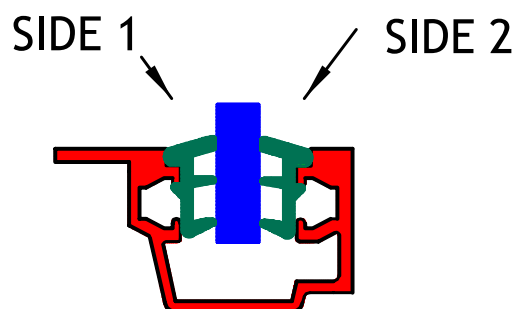


| SIDE 1 | GLASS THICKNESS | SIDE 2 |
|--------|-----------------|--------|
| P55 | 5MM | SC33 |
| P40 | 6MM | SC33 |
| P41 | 8MM | SC33 |
| P40 | 8MM | SC32 |
| P41 | 10MM | SC32 |

GLAZING

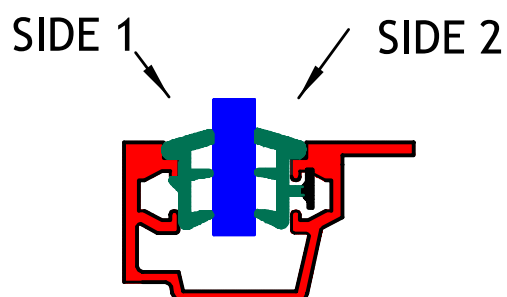
(DAR) POCKET (Front Glaze)

Glazing Wedges both Sides



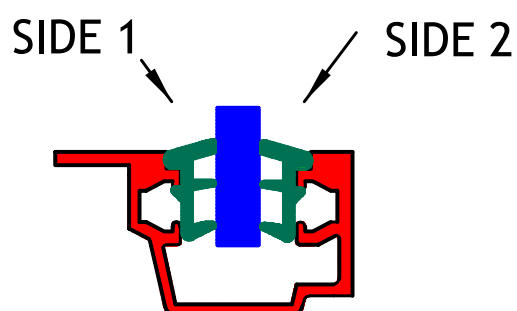
| SIDE 1 | GLASS THICKNESS | SIDE 2 |
|--------|-----------------|--------|
| P55 | 6MM | P55 |
| P40 | 8MM | P40 |
| P88 | 10MM | P88 |
| P41 | 12MM | P41 |

Co-extrusions on one side



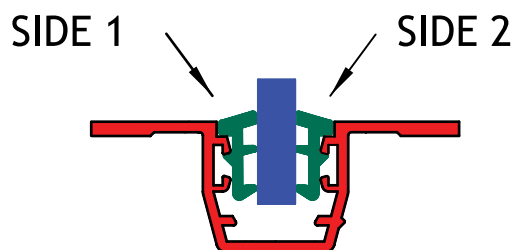
| SIDE 1 | GLASS THICKNESS | SIDE 2 |
|--------|-----------------|--------|
| P55 | 6MM | - |
| P88 | 8MM | - |
| P41 | 10MM | - |
| P41 | 12MM | - |

Hang on (Captive wedges)



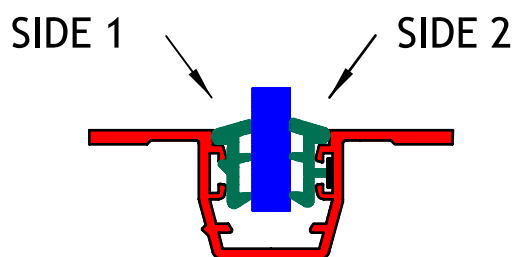
| SIDE 1 | GLASS THICKNESS | SIDE 2 |
|--------|-----------------|--------|
| P55 | 6MM | P44 |
| P40 | 8MM | P44 |
| P41 | 10MM | P43 |
| P41 | 12MM | P42 |

Glazing Wedges both Sides



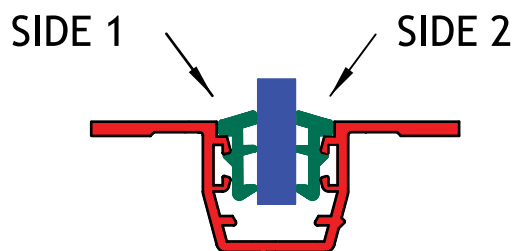
| SIDE 1 | GLASS THICKNESS | SIDE 2 |
|--------|-----------------|--------|
| P40 | 5MM | P55 |
| P40 | 6MM | P40 |
| P88 | 8MM | P88 |
| P41 | 10MM | P41 |

Co-extrusions on one side



| SIDE 1 | GLASS THICKNESS | SIDE 2 |
|--------|-----------------|--------|
| P55 | 5MM | SC106 |
| P40 | 6MM | SC106 |
| P41 | 8MM | SC106 |
| P40 | 8MM | SC95 |
| P41 | 10MM | SC95 |

Hang on (Captive wedges)

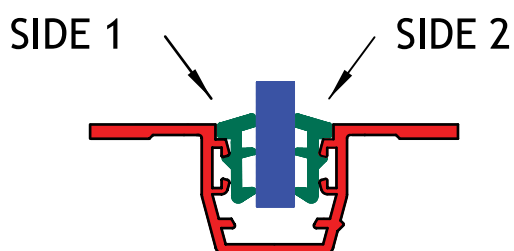


| SIDE 1 | GLASS THICKNESS | SIDE 2 |
|--------|-----------------|--------|
| P55 | 5MM | P43 |
| P40 | 6MM | P43 |
| P41 | 8MM | P43 |
| P40 | 8MM | P42 |
| P41 | 10MM | P42 |

GLAZING

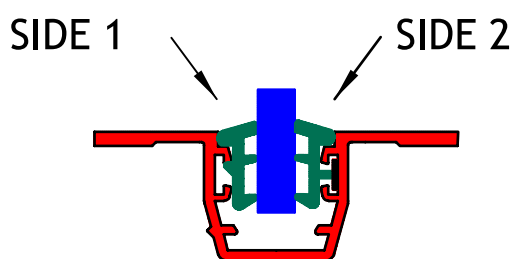
(VAN) POCKET (Front Glaze)

Glazing Wedges both Sides



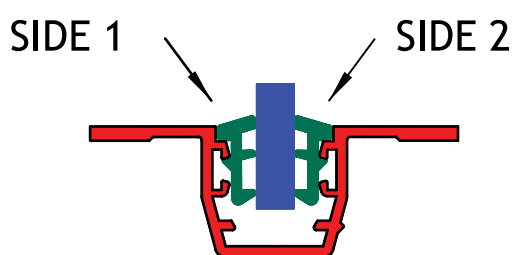
| SIDE 1 | GLASS THICKNESS | SIDE 2 |
|--------|-----------------|--------|
| P40 | 6MM | P40 |
| P88 | 8MM | P88 |
| P41 | 10MM | P41 |

Co-extrusions on one side



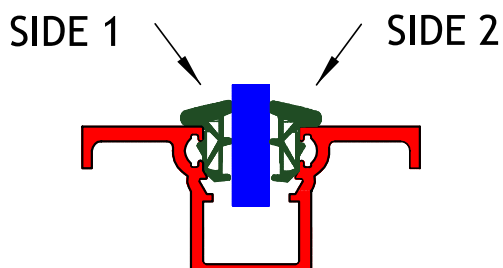
| SIDE 1 | GLASS THICKNESS | SIDE 2 |
|--------|-----------------|--------|
| P40 | 6MM | SC106 |
| P40 | 8MM | SC95 |
| P41 | 10MM | SC95 |

Hang on (Captive wedges)



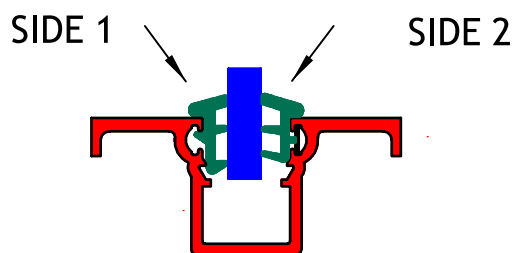
| SIDE 1 | GLASS THICKNESS | SIDE 2 |
|--------|-----------------|--------|
| P40 | 6MM | P43 |
| P40 | 8MM | P42 |
| P41 | 10MM | P42 |

Glazing Wedges both Sides



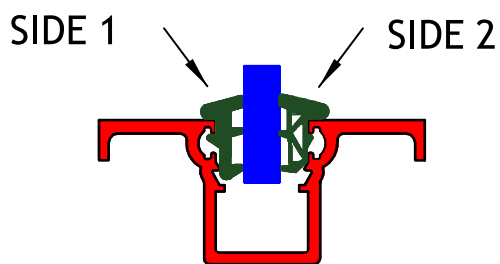
| SIDE 1 | GLASS THICKNESS | SIDE 2 |
|--------|-----------------|--------|
| P116 | 5MM | P116 |
| P115 | 6MM | P115 |
| P142 | 6MM | P142 |
| P115 | 8MM | P113 |
| P113 | 10MM | P113 |

Co-extrusions on one side



| SIDE 1 | GLASS THICKNESS | SIDE 2 |
|--------|-----------------|--------|
| P117 | 5MM | SC28 |
| P115 | 6MM | SC28 |
| P142 | 6MM | SC28 |
| P113 | 8MM | SC28 |
| P113 | 10MM | SC22 |

Hang on (Captive wedges)

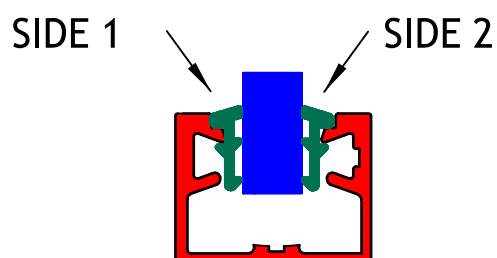


| SIDE 1 | GLASS THICKNESS | SIDE 2 |
|--------|-----------------|--------|
| P117 | 5MM | P174 |
| P142 | 6MM | P174 |
| P113 | 8MM | P174 |
| P113 | 10MM | P172 |

GLAZING

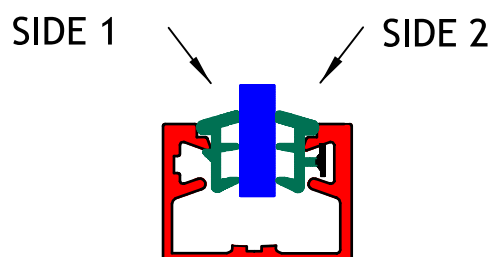
(CAP) POCKET (Front Glaze)

Glazing Wedges both Sides



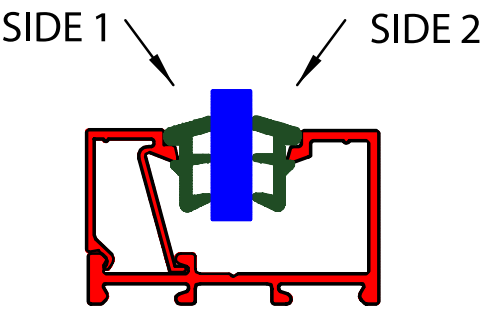
| SIDE 1 | GLASS THICKNESS | SIDE 2 |
|--------|-----------------|--------|
| P55 | 6MM | P55 |
| P40 | 8MM | P40 |
| P88 | 10MM | P88 |
| P41 | 12MM | P41 |

Co-extrusions on one side



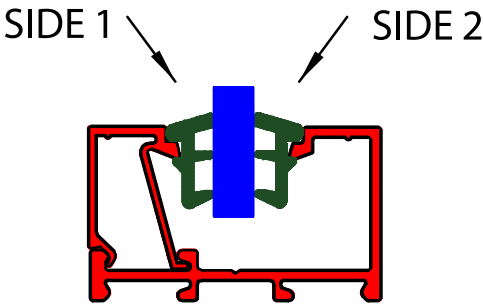
| SIDE 1 | GLASS THICKNESS | SIDE 2 |
|--------|-----------------|--------|
| P55 | 6MM | SC53 |
| P88 | 8MM | SC53 |
| P88 | 10MM | SC52 |

Glazing Wedges both Sides



| SIDE 1 | GLASS THICKNESS | SIDE 2 |
|--------|-----------------|--------|
| COM6 | 6MM | COM6 |
| P40 | 8MM | P40 |
| COM10 | 10MM | COM10 |
| COM12 | 12MM | COM12 |

Hang on (Captive wedges)



| SIDE 1 | GLASS THICKNESS | SIDE 2 |
|--------|-----------------|--------|
| COM6 | 6MM | P44 |
| P40 | 8MM | P43 |
| P41 | 10MM | P43 |
| P41 | 12MM | P42 |

GLAZING

GLAZING WEDGES

ROLL SIZE

100 MTRS
200 MTRS

P40 (6mm) Glazing Wedge

ROLL SIZE

150 MTRS
350 MTRS

P41 (10mm) Glazing Wedge

ROLL SIZE

150 MTRS



P55 (5mm) Glazing Wedge

ROLL SIZE

350 MTRS



P41 Special Glazing Wedge

ROLL SIZE

200 MTRS



P88 (8mm) Glazing Wedge

ROLL SIZE






100 MTRS



P582 Glazing Wedge

GLAZING

GLAZING WEDGES

| | |
|---|--|
| <div><p>P115 (6mm) Glazing Wedge</p></div> <div><div>ROLL SIZE</div><div>100 MTRS 200 MTRS</div></div> | <div><p>P113 (10mm) Glazing Wedge</p></div> <div><div>ROLL SIZE</div><div>150 MTRS 250 MTRS</div></div> |
| <div><p>P116 (5mm) Glazing Wedge</p></div> <div><div>ROLL SIZE</div><div>200 MTRS</div></div> | <div><p>P117 Glazing Wedge</p></div> <div><div>ROLL SIZE</div><div>75 MTRS 100 MTRS</div></div> |
| <div><p>P142 (6mm) Glazing Wedge</p></div> <div><div>ROLL SIZE</div><div>150 MTRS</div></div> | |
| | |

GLAZING

CAPTIVE CO-EXTRUSIONS

ROLL SIZE

100 MTRS



SC43 (6mm) Co-Extrusion (AS)

ROLL SIZE

150 MTRS



SC42 (10mm) Co-Extrusion (AS)

ROLL SIZE

150 MTRS



SC106 (6mm) Co-Extrusion (Van)

ROLL SIZE

200 MTRS



SC95 (10mm) Co-Extrusion (Van)

ROLL SIZE

100 MTRS



SC53 (6mm) Co-Extrusion (AS - Cap Front)

ROLL SIZE

150 MTRS



SC52 (10mm) Co-Extrusion (AS - Cap Front)

ROLL SIZE

100 MTRS











SC28 (6mm) Co-Extrusion (Cap)

ROLL SIZE

200 MTRS



SC22 (10mm) Co-Extrusion (Cap)

| GLAZING | | CAPTIVE WEDGES | |
|---|--|---|--|
|  | <div>ROLL SIZE</div> <div>150 MTRS</div> |  | <div>ROLL SIZE</div> <div>???</div> |
| SC33 (6mm) Co-Extrusion (DAR) | | SC32 (10mm) Co-Extrusion (DAR) | |
|  | <div>ROLL SIZE</div> <div>200 MTRS</div> |  | <div>ROLL SIZE</div> <div>150 MTRS</div> |
| P43 Captive Wedge | | P44 Captive Wedge | |
|  | <div>ROLL SIZE</div> <div>200 MTRS</div> |  | <div>ROLL SIZE</div> <div>200 MTRS</div> |
| P42 Captive Wedge | | P172 Captive Wedge | |
|  | <div>ROLL SIZE</div> <div>150 MTRS</div> |  | <div>ROLL SIZE</div> <div>200 MTRS</div> |
| P174 Captive Wedge | | P231 Captive Wedge | |

GLAZING

PARTITION WEDGES

ROLL SIZE

200 MTRS



COM10 (10mm) Partition

ROLL SIZE

150 MTRS



COM6 (16mm) Partition

ROLL SIZE

350 MTRS



COM12 (12mm) Partition

ROLL SIZE

200 MTRS



Grey COM10 (10mm) Partition

ROLL SIZE

150 MTRS



Grey COM6 (6mm) Partition

ROLL SIZE

200 MTRS



Grey P40 (6mm) Partition

ROLL SIZE

350 MTRS



Grey P41 (10mm) Partition

ROLL SIZE

200 MTRS



Grey P43 (6mm) Captive Partition

GLAZING

SETTING BLOCKS



BOX QTY
1000

PVC Setting Blocks 10 * 3



BOX QTY
1000

PVC Setting Blocks 10 * 5



BOX QTY
500

PVC Setting Blocks 10 * 12



BOX QTY
500

PVC Setting Blocks 12 * 14



Silicone Double Glazed Setting Blocks 6 * 30



Silicone Double Glazed Setting Blocks 8 * 30



Silicone Double Glazed Setting Blocks 13 * 30



Large Small
Jacking Screws

GLAZING

GENERAL GLAZING

ROLL SIZE

250 MTRS



COM71/8 General Purpose

ROLL SIZE

250 MTRS



COM71/9 General Purpose

ROLL SIZE

200 MTRS



COM71/10 General Purpose

ROLL SIZE

150 MTRS



COM71/12 General Purpose

ROLL SIZE

100 MTRS



COM71/14 General Purpose

ROLL SIZE

100 MTRS



COM71/16 General Purpose

ROLL SIZE

100 MTRS



COM71/18 General Purpose

ROLL SIZE

50 MTRS



COM71/20 General Purpose

GLAZING

COMMERCIAL DOOR CHANNELS

ROLL SIZE
100 MTRS



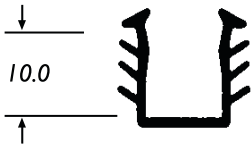
P233 (5mm) Door Channel

ROLL SIZE
100 MTRS



P94 (6mm) Door Channel

ROLL SIZE
100 MTRS



P95 (8.38mm) Door Channel

ROLL SIZE
100 MTRS



P96 (10.38mm) Door Channel

ROLL SIZE
100 MTRS



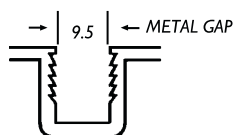
P400 (10.76mm) Door Channel



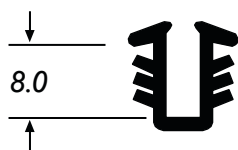
585 Door Stop

GLAZING

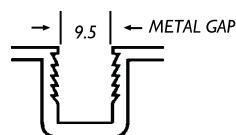
AWNING WINDOW CHANNELS



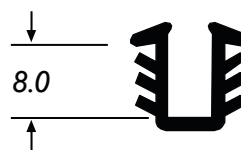
ROLL SIZE
150 MTRS



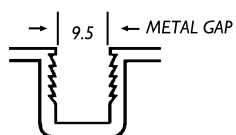
COM400 (4mm) Awning Channel



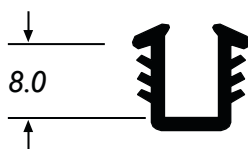
ROLL SIZE
175 MTRS



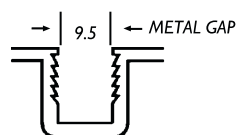
COM500 (5mm) Awning Channel



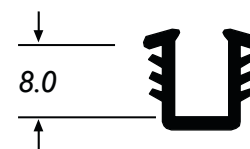
ROLL SIZE
200 MTRS



COM600 (6mm) Awning Channel



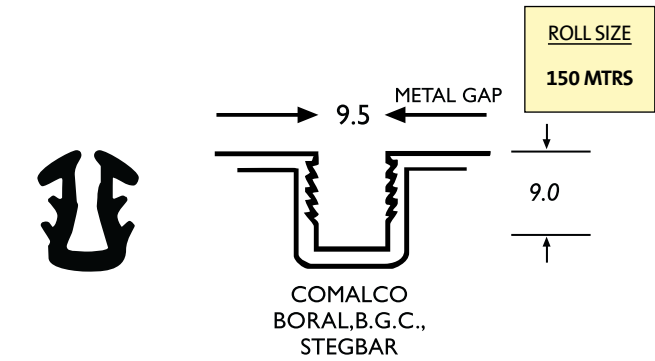
ROLL SIZE
200 MTRS



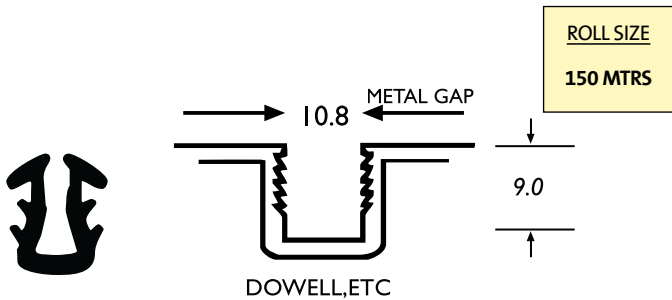
COM638 (6.38mm) Awning Channel

GLAZING

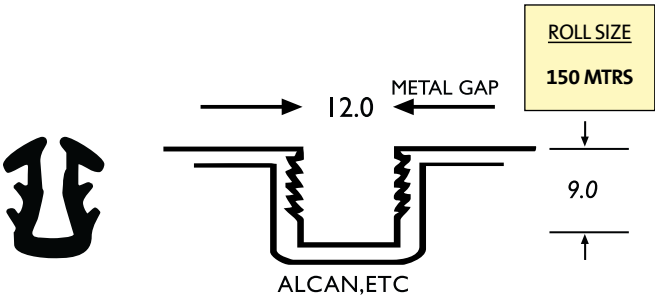
CONVERSION CHANNELS



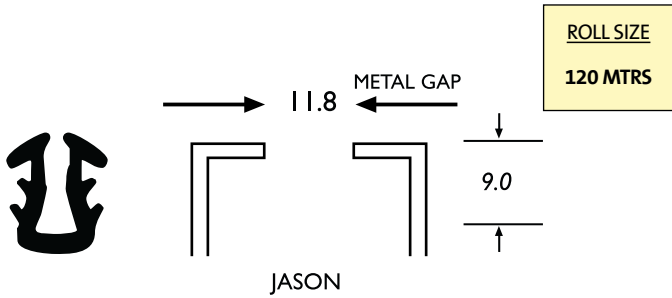
COM638-95 Conversion Channel



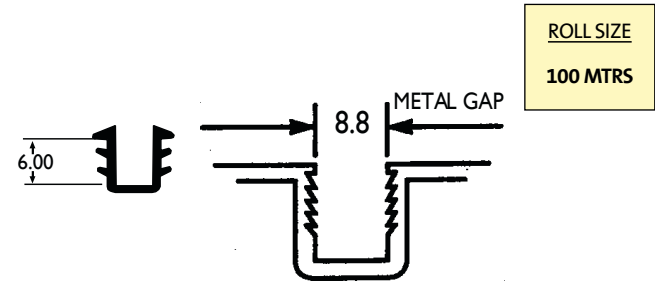
COM638-108 Conversion Channel



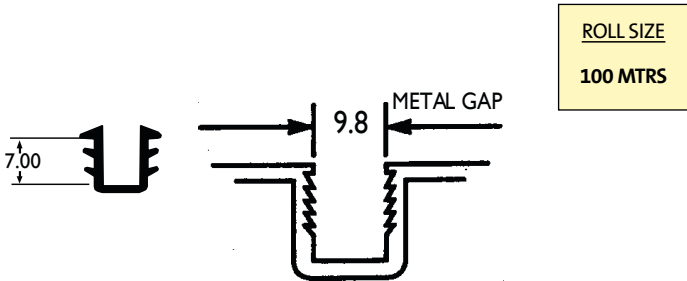
COM638-120 Conversion Channel



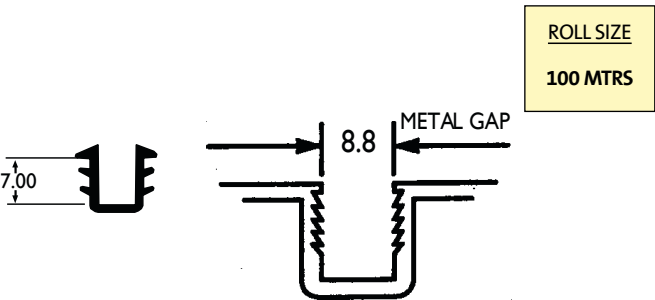
COM638-JAS Conversion Channel



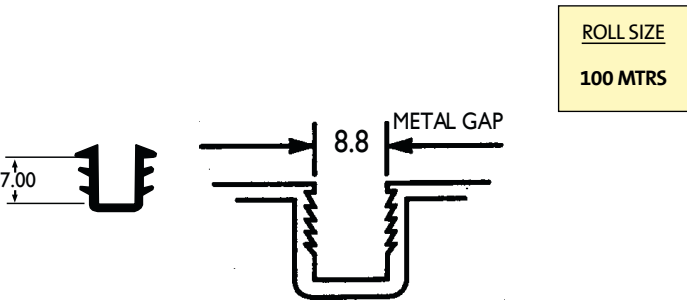
Window Conversion (CR) 4mm



Window Conversion (BG) 4mm



Window Conversion (JAS) 4mm



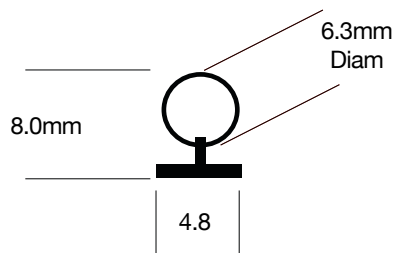
Window Conversion (ST) 4mm

GLAZING

AWNING / MULLION SEALS

ROLL SIZE

250 MTRS



COM29 Awning Seal CO Extrusion

ROLL SIZE

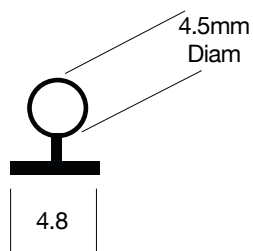
200 MTRS



COM57 Mullion Seal

ROLL SIZE

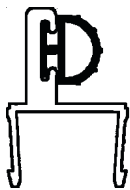
250 MTRS



COM93A PVC Seal

GLAZING

DOOR STOPS



ROLL SIZE
200 MTRS

Door Thick 45mm

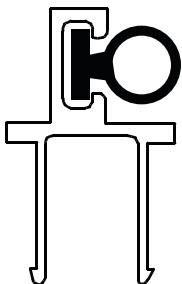
COM18/6 CO Extrusion Door Stop



ROLL SIZE
150 MTRS

Door Thick 40mm


COM19/10 CO Extrusion Door Stop



ROLL SIZE
100 MTRS

Door Thick 40mm


COM92 Door Stop



ROLL SIZE
200 MTRS

Door Thick 45mm

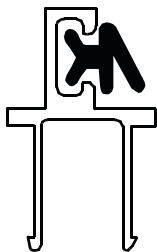
P80 Door Stop



ROLL SIZE
200 MTRS

Door Thick 35mm

P80 Door Stop



LENGTH
2.75 MTRS

Door Thick 45mm

COMSTOP Santo Flap

GLAZING

SHOWERSCREEN & WARDROBE



COLOURS

FROSTED
Other colours
available on
request

COM1 (6.38mm) Showerscreen



COLOURS

FROSTED
Other colours
available on
request

COM2 (5mm) Showerscreen



COLOURS

FROSTED
Other colours
available on
request

COM3 (4mm) Showerscreen



COLOURS

FROSTED

COM1 O/S (6.76mm) Showerscreen



COLOURS

BLACK
WHITE
WHITE BIRCH
FROSTED
SILVER / GREY

(4mm) Wardrobe Glazing Channel



COLOURS

FROSTED

(6mm) Wardrobe Glazing Channel



Small (Black)



Large (Grey)

PB Board Wedge Small/Large



COLOURS

BLACK
WHITE
WHITE BIRCH
FROSTED
SILVER / GREY
BARLEY
POP

Wardrobe Bump On

GLAZING

BOSTIK / SIKA SEALANTS



COLOURS
BLACK
SILVER
TRANS

Bostik V60 Silicone



COLOURS
BLACK
GREY
TRANS
WHITE

Sika WS305 Neutral Cure



COLOURS
BLACK

Sika WS305 600ml Sausage



COLOURS
BLACK
GREY

Sika 11FC 310ml Cartridge



COLOURS
BLACK
GREY

Sika 11FC 600ml Sausage



COLOURS
BLACK
GREY
SANDSTONE
WHITE
Other colours
available on
request

Sika Pro 310ml Cartridge



COLOURS
BLACK
GREY
SANDSTONE
WHITE
Other colours
available on
request

Sika Pro 600ml Sausage



COLOURS
BLACK

Sika SG20 310ml Cartridge

GLAZING

BOSTIK / SIKA SEALANTS



COLOURS

BLACK

Sika SG20 600ml Sausage



COLOURS

TRANS
WHITE

SikaSil-C Sanitary Cartridge



Bostik Gap Filler



Bostik No Nails



Silicone Gun Heavy Duty



Sika Silicone Sausage Gun



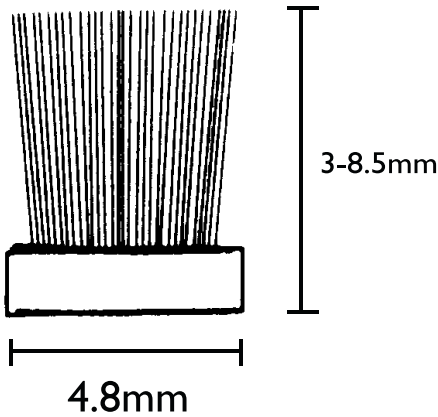
Sika Cleaner 205-250ml Can



Sika Hand Cleaner Wipes



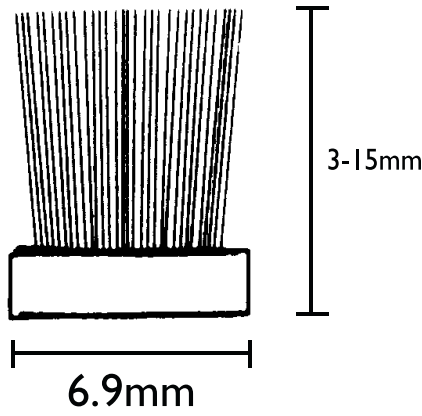
PB 48



| Part No. | Roll Size | Pile Height |
|--------------|-----------|-------------|
| PB 48 300 3P | 750 | 3mm |
| PB 48 325-3P | 750 | 3.25mm |
| PB 48 350 3P | 600 | 3.5mm |
| PB 48 350 3P | 100 | 3.5mm |
| PB 48 375 3P | 600 | 3.75mm |
| PB 48 400 3P | 600 | 4mm |
| PB 48 425 3P | 550 | 4.25mm |
| PB 48 475 3P | 500 | 4.75mm |
| PB 48 500 3P | 500 | 5mm |
| PB 48 525 3P | 500 | 5.25mm |
| PB 48 550 3P | 450 | 5.5mm |
| PB 48 600 3P | 450 | 6mm |
| PB 48 625 3P | 450 | 6.25mm |
| PB 48 650 3P | 450 | 6.5mm |
| PB 48 750 3P | 350 | 7.5mm |
| PB 48 850 3P | 350 | 8.5mm |



PB 69



| Part No. | Roll Size | Pile Height |
|-------------------|-----------|-------------|
| PB 69 300 4P | 600 | 3mm |
| PB 69 350 4P | 600 | 3.5mm |
| PB 69 375 4P | 500 | 3.75mm |
| PB 69 400 4P | 500 | 4mm |
| PB 69 425 4P | 500 | 4.25mm |
| PB 69 450 4P | 450 | 4.5mm |
| PB 69 475 4P | 450 | 4.75mm |
| PB 69 525 4P | 450 | 5.25mm |
| PB 69 550 4P | 400 | 5.5mm |
| PB 69 575 4P | 400 | 5.75mm |
| PB 69 625 4P | 100 | 6.25mm |
| PB 69 625 4P | 350 | 6.25mm |
| PB 69 625 4P Grey | 100 | 6.25mm |
| PB 69 650 4P | 350 | 6.5mm |
| PB 69 700 4P | 350 | 7mm |
| PB 69 750 4P | 300 | 7.5mm |

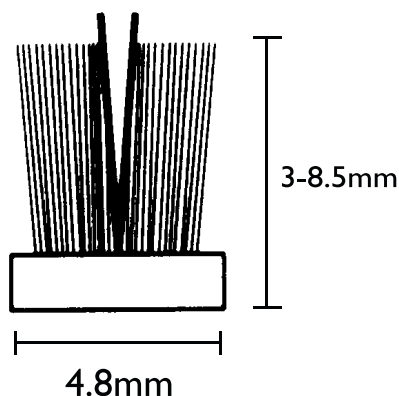
Other sizes available on request

GLAZING

SCHLEGEL



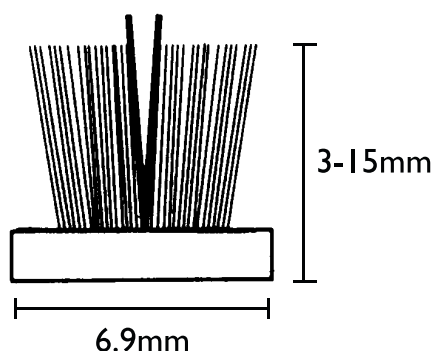
PBF 48



| Part No. | Roll Size | Pile Height |
|-------------------|-----------|-------------|
| PBF48375 FIN SEAL | 550 | 3.75mm |
| PBF48400 FIN SEAL | 500 | 4mm |
| PBF48425 FIN SEAL | 500 | 4.25mm |
| PBF48475 FIN SEAL | 500 | 4.75mm |
| PBF48525 FINSEAL | 450 | 5.25mm |
| PBF48550 FIN SEAL | 450 | 5.50mm |
| PBF48600 FIN SEAL | 400 | 6mm |
| PBF48650 FIN SEAL | 400 | 6.5mm |
| PBF48750 FIN SEAL | 300 | 7.5mm |
| PBF48850 FIN SEAL | 300 | 8.5mm |



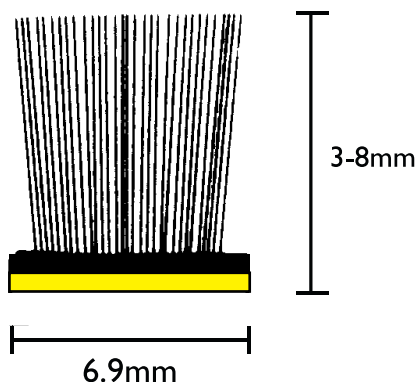
PBF 69



| Part No. | Roll Size | Pile Height |
|-------------------|-----------|-------------|
| PBF69375 FIN SEAL | 500 | 3.75mm |
| PBF69425 FIN SEAL | 400 | 4.25mm |
| PBF69450 FIN SEAL | 400 | 4.5mm |
| PBF69525 FIN SEAL | 400 | 5.25mm |
| PBF69550 FIN SEAL | 400 | 5.5mm |
| PBF69575 FIN SEAL | 350 | 5.75mm |
| PBF69650 FIN SEAL | 350 | 6.5mm |
| PBF69750 FIN SEAL | 300 | 7.5mm |
| PBF69900 FIN SEAL | 200 | 9mm |



AB

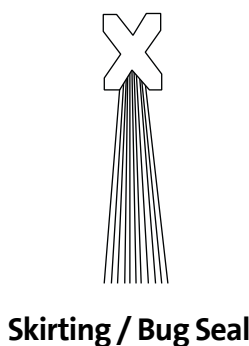


| Part No. | Roll Size | Pile Height |
|--------------|-----------|-------------|
| AB 69 525 4P | 100 | 5.25mm |
| AB 69 525-4P | 450 | 5.25mm |

Adhesive Back



PS



Skirting / Bug Seal

| Part No. | Roll Size | Pile Height |
|----------|-----------|-------------|
| PS11 | 100 | 11mm |
| PS11 | 600 | 11mm |
| PS13 | 100 | 13mm |
| PS13 | 500 | 13mm |
| PS16 | 100 | 16mm |
| PS16 | 500 | 16mm |
| PS20 | 100 | 20mm |
| PS20 | 300 | 20mm |
| PS28 | 100 | 28mm |
| PS28 | 250 | 28mm |



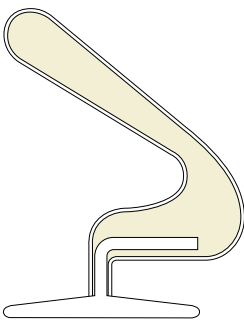
QLON



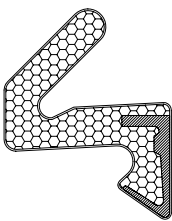
| Part No. | Roll Size | Pile Height |
|-------------|-----------|-------------|
| QLON 48 510 | 900 | 5.1mm |
| QLON 48 650 | 800 | 6.5mm |
| QLON 48 750 | 600 | 7.5mm |
| QLON 48 950 | 500 | 9.5mm |
| QLON 69 650 | 600 | 6.5mm |



QEZ

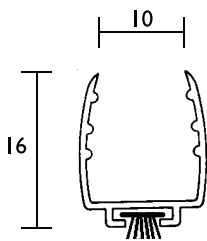


| Part No. | Roll Size | Pile Height |
|-----------------------|-----------|-------------|
| QEZ 4.8 FOAM FLAP BLK | 305 | 4.8mm |
| QEZ 6.9 FOAM FLAP BLK | 305 | 6.9mm |



ROLL SIZE
250 MTRS

Aquamac AQ21 Perimeter Seal

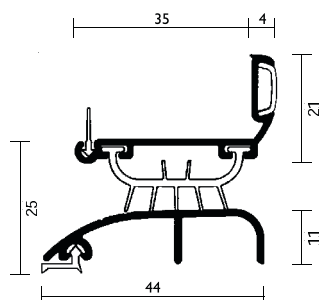


LENGTH
3.00 MTRS

Glass Clip Edge

GLAZING

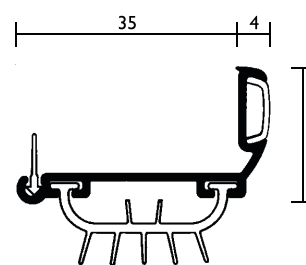
RAVEN DOOR SEALS



LENGTH

1.00 MTRS
1.25 MTRS
2.00 MTRS

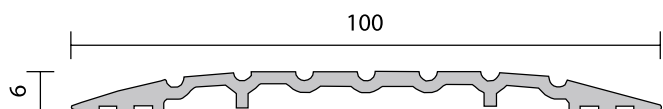
RP4 Raven Seal



LENGTH

1.00 MTRS
1.25 MTRS
2.00 MTRS

RP4T Top Only Raven Seal



LENGTH

2.00 MTRS

RP116 Raven Seal

LENGTH

4.30 MTRS



COM25



All Raven seals are available on request

COMSUPPLY

49 Esther Street,
Belmont WA 6104

P: (08) 9479 3433
E: sales@comsupply.com.au

COMSUPPLY.COM.AU